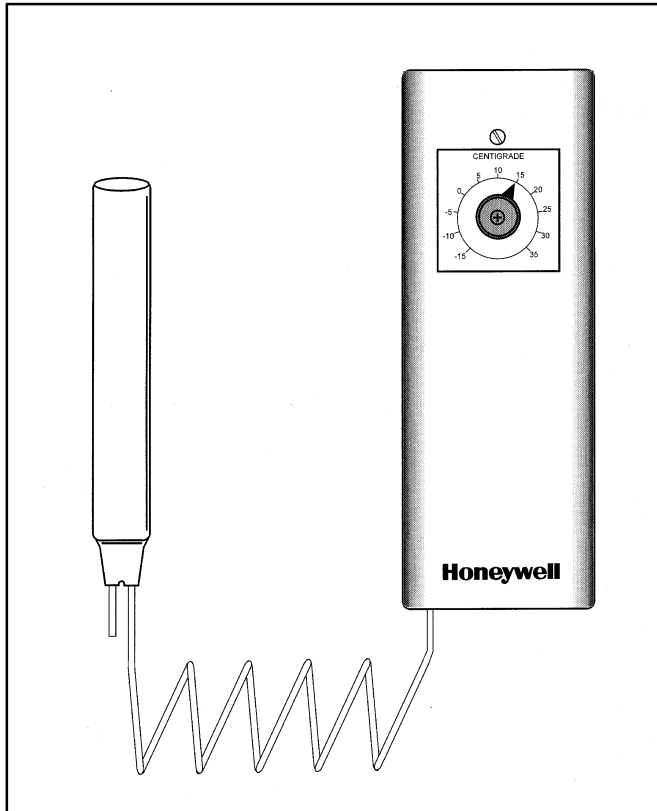


## T675/T678 REMOTE BULB TEMPERATURE CONTROLLER

### PRODUCT DATA



### FEATURES

- Liquid filled remote bulb for accurate temperature sensing
- Ambient temperature compensation to eliminate control offset
- Snap acting SPDT MICRO SWITCH with adjustable differential (T675 only)
- Two snap acting SPDT MICRO SWITCHES for two stage operation with adjustable interstage differential (T678 only)
- Front mounted adjustment knob with large clear scale
- Temperature ranges to suit most air and liquid temperature control applications
- Robust steel surface mount housing with knock-out conduit entry
- Adjustable control differential (T675) or inter-stage differential (T678)

### DESCRIPTION

The T675/T678 are two position remote bulb temperature controllers for controlling the temperature in ducts, tanks, boilers, etc.

The sensing element is connected to the controller by means of a liquid filled capillary tube of specified length.

The T675 provides a single SPDT switching action with adjustable differential by means of a variable switch air gap.

The T678 provides two stage SPDT switching action with adjustable inter-stage differential.

## SPECIFICATIONS

Supply voltage	: 120 ... 230 V~, 50 ... 60 Hz
Switch action	: T675 - SPDT MICRO SWITCH T678 - 2 x SPDT MICRO SWITCHES
Switch rating	: 8.0 A @ 120 V~, 5.1 A @ 230 V~ full load 48.0 A @ 120 V~, 30.6 A @ 230 V~ locked rotor
Operating temperature	: 52°C Maximum
Operating pressure	: 345 kPa Maximum
Adjustment	: Knob on dial
Differential	: 1.7 to 5.6 K adjustable (T675 only) 1.7 fixed (T678 only)
Interstage differential	: 1.7 to 5.6 K adjustable (T678 only)
Mounting	: Surface mounting using slotted holes in back of case
Bulb dimensions	: 13 Ø x 106 mm (1/2" dia. x 4 <sup>3</sup> / <sub>16</sub> " )
Capillary length	: 1.5 m (5')
Case Dimensions	: 143 x 51 x 67 (5 <sup>5</sup> / <sub>8</sub> " x 2" x 2 <sup>5</sup> / <sub>8</sub> " ) h x w x d

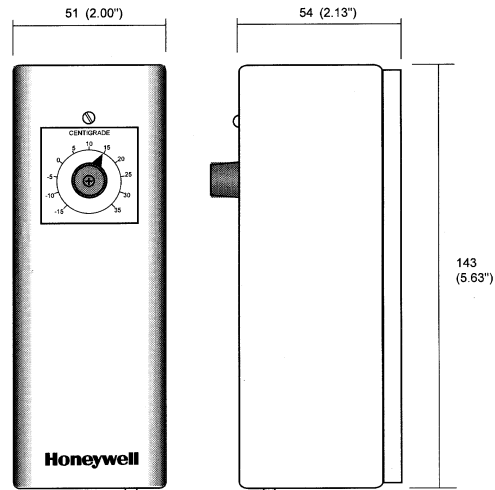
## ORDERING SPECIFICATION

Model	Setpoint Range	Maximum Element Temperature
T675A1607	-15..35° C	52° C
T675A1615	30..80° C	93° C
T675A1623	75.. 125° C	138° C
T678A1551	-15..35° C	52° C
T678A1577	30..80° C	93° C

### IMPORTANT

1. The installer must be a trained service engineer
2. Disconnect the power supply before beginning installation

## DIMENSIONS



Dimensions in millimetres (inches in brackets)

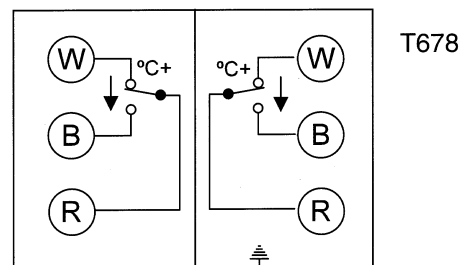
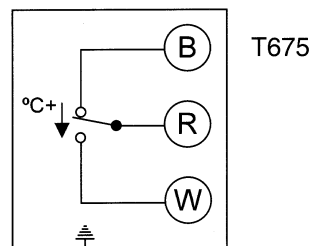
## INSTALLATION

### Mounting

The controller can be surface mounted in any position using the slotted holes on the rear.

The bulb should be located where it will be exposed to the average temperature of the controlled medium. Do not kink or bend the capillary tube sharply. Excess tubing should be coiled beneath the case.

## WIRING



**Honeywell**

Honeywell Control Systems Limited  
Newhouse Industrial Estate  
Motherwell ML1 5SB  
United Kingdom

Helping You Control Your World